

YOU CAN FOLLOW THE STEPS BELOW TO REGISTER FOR EASYCHAIR AND UPLOAD YOUR PAPER / ABSTRACT

1- After clicking the link below for ICA-EAST 2021, if you have an account, log in using your username and password:

<https://easychair.org/conferences/?conf=icaeast2021>

2- If you do not have an EasyChair account, click “*create an account*” to start creating an account.



Log in to EasyChair for ICA-EAST 2021

User name:

Password:

Log in

[Forgot your password?](#)

[Problems to log in?](#)

[Create an account](#)

Submission of new papers for ICA-EAST 2021 is open.

3- Confirm “I am not a robot” and click the “*Continue*” button.



Create an EasyChair Account: Step 1

To create an EasyChair account you should have a valid email address and do the following.

1. pass a captcha to prove that you are not a robot;
2. fill out a simple form with your personal information;
3. follow the link we send to your email address to complete the account creation.


Please note that the use of EasyChair is subject to [our terms of service](#).

✓ Ben robot değilim

reCAPTCHA
Gizlilik - Şartlar

Continue

- 4- Enter your name, surname and e-mail information and click the “Continue” button.



Create an EasyChair Account: Step 2

Please fill out the following form. The required fields are marked by *.

Note that **the most common reason for failing to create an account is an incorrect email address** so please type your email address correctly.

First name*:

Last name*:


Email*:

Retype email address*:

† Note: leave first name blank if you do not have one. If you are not sure how to divide your name into the first and last name, [read the Help article about names.](#)

You may also be interested about [our policy for using personal information.](#)

- 5- The following description informs you that your EasyChair membership application has been successfully received. Click on the link in the confirmation e-mail sent to the e-mail address you provided in the form.



Account Application Received

We received your application. A mail with further instructions has been sent to the email address [REDACTED]

If You Do not Receive the Instructions

If you do not receive our email with instruction on how to create an account, please read the following information.

Our mail server normally sends all mail within a few seconds. The following is an incomplete list of possible reasons for the problem.

Incorrectly typed email address
This is still the most likely cause of delays.

Slow mail processing
Some mail servers process mail for a long time. For example, your mail server may spend a lot of time checking incoming mail for spam.

"Reply-me" mail protection.
Some mailers, when receiving an email from an unknown sender, ask the sender to send a mail with specific content to ensure that it has been you will never receive our mail. If you have such a protection and it is configurable, configure it to accept email from the domain easychair.org.

Mailbox problems and quotas
Some emails sent by EasyChair bounce back because the recipient mailbox is over quota.

Anti-spam filters
It is possible that your spam filters will classify our email as spam. Please check your spam mail boxes.

General connection problems
There might be general connection problems, for example your mail server may be unreachable for a long time.

Unfortunately, we have no resources to cope with all possible kinds of mail server (mis)behavior. If you believe you have a problem related to your mail server and want to solve it quickly, either contact your system administrators or try to get and use an email address from one of major mail hosts, such as a Google Mail, Yahoo Mail, or Hotmail. You will be able to change your email address in EasyChair or have multiple email addresses associated with your account later.

You can repeat your application at any time. Another email will be sent to you.

6- On the page that opens, first tick the “I agree to EasyChair Terms of Service” box. Then fill in the information in the picture and click on the “Create my account” button.

Hello Uğurtest Kiliç! To complete the creation of your account please fill out the following form. You should create the account within 30 minutes, otherwise you will have to fill out this form from scratch.

To use EasyChair, you must agree to its Terms of Service ([view terms](#)), ([download terms](#)).

☒ I agree to EasyChair Terms of Service

Enter your personal data.

First name[†]: * ←

Last name: * ←

Organization: * ←

Country/region: * ←

The Web page is used to provide a link to it on some EasyChair pages, for example when you are mentioned as an author in a published conference program. It is optional. Please do not use the Web page of your organization here: if you fill this out, it should only be your personal Web page.

Your personal Web page

Enter your account information. Note that user names are case-insensitive

User name is available!

User name: * ←

Password: * ←

Retype the password: * ←

←

7- After the following page showing that you have successfully completed the membership steps, click this link again to send your paper or abstract to the conference:

<https://easychair.org/conferences/?conf=icaeast2021>




Account Created



Your EasyChair account has been created!

To log in and access ICA-EAST 2021 pages [click here](#).

8- The link will redirect you to the login page you see below. Log in again using the username and password you just received.



Log in to EasyChair

User name:

Password:



Log in

[Forgot your password?](#)

[Problems to log in?](#)

[Create an account](#)

9- Then click on the “make a new submission” statement on the page that appears..



Conferences CFP VCS Preprints Slides EasyChair

ICA-EAST 2021 (International Conference on Advances in Engineering, Architecture, Science and Technology)

You are logged in to ICA-EAST 2021 (International Conference on Advances in Engineering, Architecture, Science and Technology).
Use the links below to access ICA-EAST 2021.

Author

- [make a new submission](#)

CFP

This conference has a call for papers on the EasyChair Smart CFP:

- [view call for papers](#)

ICA-EAST 2021: International Conference on Advances in Engineering, Architecture, Science and Technology

Erzurum Technical University
Erzurum, Turkey, December 15-17, 2021

Conference website	http://ica-east.erdurum.edu.tr
Submission link	https://easychair.org/conferences/?conf=icaeast2021
Poster	download
Submission deadline	November 1, 2021

Topics: [engineering](#) [mechanical engineering](#) [civil engineering](#) [computer science](#)

10- The page where you will upload your paper or abstract and enter your information is as follows. Write the corresponding author information in the boxes.



New Submission ICA-EAST 2021 Conference News EasyChair

New Submission for ICA-EAST 2021

Follow the instructions, step by step, and then use the "Submit" button at the bottom of the form. The required fields are marked by *.

Author Information

Please fill out the form below. Some items on the form are explained here:

- **Email address** will only be used for communication with the author. It will not appear in public Web pages of this conference.
- **Web page** can be used on the conference Web pages, for example, for making the program. It should be a Web page of the author, not the Web page of her or his organization.

Author

First name [†] *	<input type="text"/>	←
Last name *	<input type="text"/>	←
Email *	<input type="text"/>	←
Country/region *	<input type="text" value="Turkey"/> ▼	←
Organization *	<input type="text"/>	←
Web page:	<input type="text"/>	

[†] Note: leave first name blank if there is no first name. If you are not sure how to divide a name into the first and last name, [read the Help article about names](#).

11- Put the title of your work in the “*Title*” section. Then, in the “*Keywords*” section, write the keywords of your work, at least three and one per line.

Title

The title should be entered as plain text, it should not contain HTML elements.

Title: *	<input type="text"/>	←
----------	----------------------	---

Keywords

Type a list of keywords (also known as key phrases or key terms), **one per line** to characterize your submission. You should specify at least three keywords.

Keywords: *	<div><div></div></div>	←
-------------	------------------------	---

12- From the “Topics” section you see below, select the field(s) that your work is related to, provided that there are at most three.

Topics

Please select topics relevant to your submission from the following list. Topics are typically used for assigning submissions to reviewers and for conference analytics. You must select exactly one topic.



MECHANICAL ENGINEERING

<input type="checkbox"/> Applied Thermodynamics	<input type="checkbox"/> Automotive Technologies
<input type="checkbox"/> Biomechanics	<input type="checkbox"/> Computational Heat and Mass Transfer
<input type="checkbox"/> Computational Methods in Mechanic	<input type="checkbox"/> Control Theory and Applications
<input type="checkbox"/> Energy	<input type="checkbox"/> Fluids Engineering
<input type="checkbox"/> Heat Transfer and Thermal Engineering	<input type="checkbox"/> Manufacturing Processes
<input type="checkbox"/> Material Technology	<input type="checkbox"/> Metallurgy
<input type="checkbox"/> Noise and Vibration	<input type="checkbox"/> Smart Materials and Nanomaterials
<input type="checkbox"/> Solid Mechanics	<input type="checkbox"/> Structural Analysis
<input type="checkbox"/> System Dynamics and Vibro-acoustic	<input type="checkbox"/> Tribology

CIVIL ENGINEERING

<input type="checkbox"/> Advanced Structural Analysis	<input type="checkbox"/> Bridge Engineering
<input type="checkbox"/> Cement Technology	<input type="checkbox"/> Steel Structures
<input type="checkbox"/> Composite Structures and Materials	<input type="checkbox"/> Earthquake Engineering

13- Finally, after choosing your presentation language and uploading the paper or abstract you wrote to this section, provided that it is in the appropriate file format, click the “Submit” button. Since the sending process may take some time, you should wait and not press the button twice.

Other Information and Files



The following part of the submission form was added by ICA-EAST 2021. It has neither been checked nor endorsed by EasyChair

Presentation Language. * English or Turkish

☐ English Presentation

☐ Turkish Presentation

Paper. .pdf . doc . docx .tex

Dosya seçilmedi

Ready?

If you filled out the form, press the 'Submit' button below. **Do not press the button twice: uploading may take time!**



14- If you have successfully followed all the steps above and received your e-mail for your submission, your application has been completed.

ICA-EAST 2021 submission 3



ICA-EAST 2021 <icaeast2021@easychair.org> ←

19.07.2021 Pzt 04:32

Kime: Siz

Dear authors,

We received your submission to ICA-EAST 2021 (International Conference on Advances in Engineering, Architecture, Science and Technology):

Authors : [REDACTED] ←

Title : [REDACTED] ←

Number : [REDACTED] ←

The submission was uploaded by [REDACTED] ←
<ugur.kilic@windowslive.com>. You can access it via the ICA-EAST 2021
EasyChair Web page

<https://easychair.org/conferences/?conf=icaeast2021>

Thank you for submitting to ICA-EAST 2021.

Best regards,
EasyChair for ICA-EAST 2021.